

15
Nov 2019

THE IMPLEMENTATION OF FUZZY FAILURE MODE AND EFFECT ANALYSIS (FFMEA) IN REDUCING THE RISK OF RUBBER AUTOMOTIVE SPARE PARTS



D.A. Marizka, Y. Arkeman, S. Raharja, H. Hardjomidjojo and O. Suparno

- 1 Politeknik STMI - Ministry of Industry, Jakarta
- 2 Department of Agroindustrial Technology, Faculty of Agricultural Technology, Bogor Agricultural University, Dramaga, Bogor 16680, Indonesia

Abstract | Keywords | References | Cite This Article as | Corresponding Author

Dewi Auditiya Marizka

Department of Agroindustrial Technology, Faculty of Agricultural Technology, Bogor Agricultural University, Dramaga, Bogor 16680.

QUICK NAVIGATION

- Full Text PDF
- On CrossRef
- On Google
- On Academia
- On Scribd
- On Mysciencework
- On Mendeley
- On Zenodo
- On OpenAire
- On Research Bible
- On Index Copernicus
- Thomson Reuters Research ID
- On Publons

DOI:

Article DOI: 10.21474/IJAR01/9994

DOI URL: <http://dx.doi.org/10.21474/IJAR01/9994>

Download Full Paper

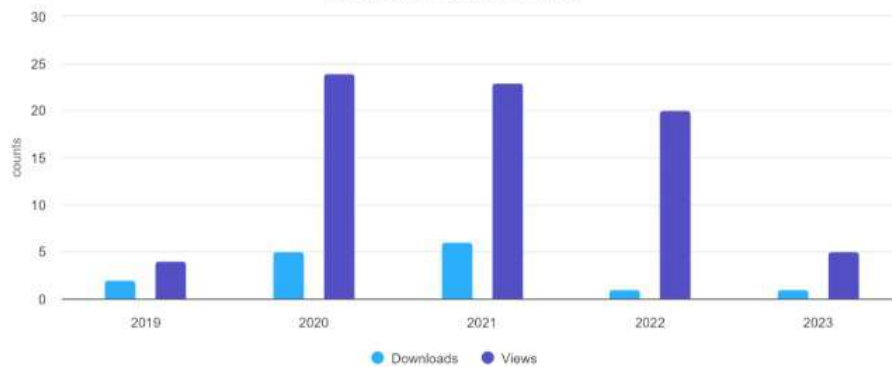
Download PDF

No. of Downloads: 15 | No. of Views: 76

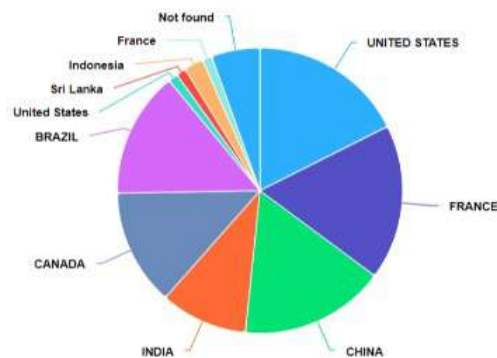


This work is licensed under a Creative Commons Attribution 4.0 International License

Monthly Downloads/Views



Countries compared downloads.





(/)

International Journal of Advanced Research (IJAR)

ISSN 2320-5407

A Peer Reviewed, Open Access, CrossRef Indexed Journal



(<https://www.facebook.com/journalijar>)



(<http://uk.linkedin.com/pub/international-journal-of-advanced-research/8a/b31/9/>)



(<https://twitter.com/JOURNALIJAR>)



(<https://plus.google.com/u/0/114567192354572386754>)



(<https://journalijar-com.blogspot.in/>)

Editorial Board

Editorial In Chief

Prof. Morse Florse

Contact us at: +441223926516

Whatsapp here (<https://wa.me/441223926516>)

Editorial Board Members

Dr. Hazim Jabbar Shah Ali

Country: University of Baghdad , Abu-Ghraib , Iraq.

Specialization: Avian Physiology and Reproduction.

Arz Muhammad Umrani

Country: Wild life and National Parks, Balochistan , Pakistan.

Specialization: Forests and Wild life.

Dr. Khalid Nabih Zaki Rashed

Country: Dokki, Egypt.

Specialization: Pharmaceutical and Drug Industries.

Dr. Manzoor Khan Afridi

Country: Islamabad, Pakistan.

Specialization: Politics and International Relations.

Seyyed Mahdi Javazadeh

Country: Mashhad Iran.

Specialization: Agricultural Sciences.

Dr. Muataz A. Majeed

Country: INDIA

Specialization: Atomic Physics.



Dr Zakaria Fouad Fawzy Hassan

Country: Egypt

Specialization: Agriculture and Biological

Dr. KANDURI VENKATA LAKSHMI NARASIMHACHARYULU

Country: India.

Specialization: Mathematics.

Dr. Mohammad Ebrahim

Country: Iran

Specialization: Structural Engineering

Dr. Malihe Moeini

Country: IRAN

Specialization: Oral and Maxillofacial Radiology

Dr. I. Anand shaker

Country: India.

Specialization: Clinical Biochemistry

Dr. Magdy Shayboub

Country: Taif University, Egypt

Specialization: Artificial Intelligence

Dr. Ramachandran Guruprasad

Country: National Aerospace Laboratories, Bangalore, India.

Specialization: Library and Information Science.

Dr. Alaa Kareem Niamah

Country: Iraq.

Specialization: Biotechnology and Microbiology.

Dr. Abdul Aziz

Country: Pakistan

Specialization: General Pharmacology and Applied Pharmacology.

Dr. Gamil Sayed Gamil Zeedan

Country: Egypt

Specialization: Virology and Microbiology.

Dr. Retsy D. Tomaquin

Country: Phillipines

Specialization: Public Administration.

Dr. Abdolkarim Afroozeh

Country: Iran

Specialization: Photonics, communication, Fiber

Assistant Members

Dr. Ashwani Kumar Dubey

Country: India

Specialization: Zoology, Ichthyology, Biochemistry, Free Radical Biology, Toxicology, Biodiversity

Dr. Madhusudan Tiwari



Country:India

Specialization:Orthopedic physiotherapy, Rehabilitation

Dr. Mintu Ram Meena

Country: India

Specialization: Molecular biology

Dr. P.MALYADRI

Country: India

Specialization: CRM, Bank Marketing and Micro Finance, Rural Development, Human Resource Management, Entrepreneurial development

Mr. Fayziev Shokhrud Farmonovich

Country: Uzbekistan

Specialization: Criminal law, criminal procedural law

Dr. Ashish Tripathi

Country: India

Specialization: Entomology, Wildlife Conservation, Environment toxicology

Dr. Uma Vasant Datar

Country: India

Specialization: Oral Pathology, Forensic Odontology

Prof.Dr. Amer A. Taqa

Country: Iraq

Specialization: Dental Chemistry, Inorganic Chemistry, Medical Chemistry.

Asst. Prof. Dr. Nipa Sriwarom Ouppara

Country: Thailand

Specialization: Social Science, Humanities, Work Life Practice, Inter Organizational Bullying

Dr Monika Kamboj

Country: India

Specialization: Macrocyclic Metal Complex Chemistry, Medicinal Chemistry.

Dr. SAMEERA G. NATH

Country: India

Specialization: Periodontology.

Dr. Mrs. Shubhashree M.N.

Country: India

Specialization: Medicinal Plants

Dr. Vishnu K. Garande

Country: India

Specialization: Horticultural Crops, Fruit Science.

Dr. Ali Badr Roomi

Country: Iraq

Specialization: Biochemistry, Polyphenolic Antioxidant



Dr. SANGEETA BAJPAI

Country: India

Specialization: Supramolecular, Organometallic Chemistry, Synthetic Chemistry.

DR. BISWAJIT DAS

Country: India

Specialization: Biochemistry.

Dr. Majnoony Tootakhane Ali

Country: Iran

Specialization: Management, Tourism, GIS, SPSS, Social Science, Sustainable Development.

Dr. K. Velauthamurty

Country: Sri Lanka

Specialization: Inorganic Chemistry, Nanotechnology.

Dr. Sylvie NIBEZA

Country: Rwanda

Specialization: Social Sciences & Humanities.

Dr. Karaisas Petros

Country: Greece

Specialization: Electric Machines, Power Electronics, Vibration Analysis.

Dr. Jammi Ashok

Country: East Africa

Specialization: Pattern Recognition, Image processing.

Dr. Dnyaneshwar Kantaram Jadhav

Country: India

Specialization: Dermatology.

Dr. K. G. Padmasine

Country: India

Specialization: Nano Electronics, Embedded Systems.

Dr. Sidhartha Sankar Kar

Country: India

Specialization: Pharmaceutical, Medicinal Chemistry.

Prof.Dr Brijendra Pratap Mishra

Country: India


Specialization: Medical Biochemistry, REPRODUCTIVEand RESPIRATORY SYSTEM.

Dr. Samer El-Sayed Mohamed El-Sayed Ismail

Country: Egypt

Specialization: Agricultural Biotechnology, Seeds, GM crops, Molecular genetics, Fragment Analysis, FISH, Real-Time PCR, Mutation Studies, Molecular Markers, PCR, Sequencing, Genome Mapping, Stem Cells, Genomics,Bioinformatics, Clinical Human Genome Studies..

Dr. S. RAJASHEKARA



Country: India

Specialization: Animal Sciences, Ornithology, Entomology, Biodiversity and Conservation, Behaviour, Ecology, Bio-Ecology, Behavioral ecology, Environment Impact Assessment, Cytogenetics, Population Genetics, and Wildlife Biology.

Asst. Prof. Dr. Praveen Kumar Sharma

Country: India

Specialization: Chemistry, Organic synthesis, Medicinal Chemistry.

Dr. Srinivasa Rao Sirugudu

Country: India

Specialization: Corrosion Control Methods, Surface Analytical Techniques, Electrochemical Studies, Water analysis and Purification methods.

Dr. Dilip Kumar Behara

Country: India

Specialization: Chemical Engineering, Nanotechnology, Material Science and Solar Energy.

Dr. Neda Nozari

Country: Iran

Specialization: Obesity, Gastrointestinal Diseases.

Dr. Esosa Mark Iriowen

Country: USA

Specialization: Physical Science, Environmental Science.

Dr. Prawej Ansari

Country: Bangladesh

Specialization: Anti-Inflammatory, Analgesic, Antioxidant, Antidiabetic.

Dr. Abdelmotalab Osman Mahmoud Dalil

Country: Sudan

Specialization: Accounting and Finance.

Dr.K.Ganesh Kumar

Country: India

Specialization: Network Security.

Dr Satish Geeri

Country: India

Specialization: Polymer Nanocomposites, FEM, CAD, CAM, Advanced Manufacturing, Smart Materials.

Katerina L. Kabakhidze

Country: Moscow

Specialization: Linguistics, Intercultural Communication, Teacher Training, Higher Education Development, Russian Studies.

Dr. Saif Ur Rehman

Country: Pakistan

Specialization: Data Mining, Graph Mining, Social Network Analysis, Machine Learning and Semantic Computing.

Ahmed Mohammed Jihad Al-Kubaisi



Country: Iraq

Specialization: Human Geography, Geomatics Maps, City planning, Services, Urban Development.

Prof. Ignatius Topno

Country: India

Specialization: Research Methodology and Articles connected with Education.

Dr. Amit Kumar Thakur

Country: India

Specialization: Thermal Engineering Biofuels.

Dr. Esra Sipahi

Country: Turkey

Specialization: Business Administration-Management and Organization.

Dr. Umar Lawal Aliyu

Country: Nigeria

Specialization: Management.

Dr. Fatma Mohamed Elnabway Ward

Country: Egypt

Specialization: Science, Microbiology, Biotechnology, Phycology, Medicinal plants, seaweeds.

Dr. Ismaila Emahi

Country: Ghana

Specialization: Biosensors Biofuel Cells Aptamers Biofiltration Nucleic Acids Chemistry.

Dr. Abdul Rabb

Country: Pakistan

Specialization: Gastroenterology & Hematology, Diabetes Mellitus Hematology.

Dr. Hiba Riyadh Jameel Al-abodi

Country: Iraq

Specialization: Biological Sciences.

Dr. Kachalla Mohammed

Country: Nigeria

Specialization: Structural analysis, Structural design, Finite element, reliability, Steel structures, Reinforced concrete.

Dr. Mohammad Anamul Haque

Country: Saudi Arabia

Specialization: Physiotherapy, Hospital Management, Public Health.

Dr. Kavitha Nachimuthu

Country: Ethiopia

Specialization: Rural Development and Agricultural Extension.

Dr. Kaan Bilge

Country: Turkey

Specialization: Polymer composites; Mechanics of materials; Nanocomposites; Biomass conversion; Green composites.



Dr Kamran Yeganegi

Country: Iran

Specialization: Cluster Development, Facility planning, Strategic Management.

Dr. Daniel Anthoni Sihasale

Country: Indonesia

Specialization: Geography and Environmental Science, Environmental conservation, Tourism management, Ecotourism Planning and development.

Dr. Moetaz Soubjaki

Country: Lebanon

Specialization: Strategy Management, Human Resources, Performance management, Training and development.

Prof. Dr. Wafai Zaki Azer Mikhail

Country: Egypt

Specialization: Life Sciences, Invertebrate Ecology, Environmental Sciences.

Dr. Aiat Hegazy

Country: Egypt

Specialization: Renewable energy Nanomaterials for solar cells and hydrogen Production.

Dr. Lamiaa Mageed Sayed Ibrahim

Country: Egypt

Specialization: Clinical Biochemistry- Genes – Health and Disease- Molecular Biology.

Dr. Arvind Prasad Dwivedi

Country: India

Specialization: Physical and Environmental chemistry.



Dr. Mohammad Rafiqul Islam

Country: Bangladesh

Specialization: Sample size and sampling Design, Time series Analysis, Temporal Disaggregation, Econometrics, Systems of National Accounts, Macroeconomics, Bangladesh economy, Sampling Techniques.

Dr. Masood Ayoub Kaloo

Country: India

Specialization: Spectroscopy, Molecular Recognition, Analytical Chemistry, Conjugated molecules, Environmental Chemistry.

Dr. Tayseer Elamin Mohamed Elfaki

Country: Sudan

Specialization: Medical Laboratory Science.

Dr. Julie S. Berame

Country: Philippines

Specialization: Biology, Environmental Sciences.

Dr. Warkaa M. Ali Al-Wattar

Country: Iraq

Specialization: Oral Histopathology, Dental Laser.

Dr. Ibrahiem Abdul Razak Al-Ani

Country: Iraq

Specialization: Civil Engineering, Hydrology.

Dr. Zafer Omer Ozdemir

Country: Turkey

Specialization: Chemistry, Biochemistry, Polymer Chemistry, HPLC, LC-MS analyses, Peptide Synthesis.

Dr. Abdulameer Kazem Farhood

Country: Iraq

Specialization: Nuclear Physics, Radiation Physics, Radon pollution, Dosimetry, Radiation effects on materials, material science, Semiconductor Physics.

Dr. Alejandro Rodriguez Rodriguez

Country: Mexico

Specialization: Higher Education Leadership Organizations Management.

Dr. Roslina Abdul Rahim

Country: Malaysia

Specialization: Acute kidney injury, NASH, NAFLD and Human Physiology.

Prof. Antonio Jose de Jesus Evangelista

Country: Brazil

Specialization: Infectious and parasitic diseases, Medical Microbiology, Microbial Virulence Factors, Antimicrobial Resistance Mechanisms and Alternative Animal Models for Development of Antimicrobial Strategies.

Dr. Nihad Abdulateef Ali Kadhim

Country: Iraq

Specialization: Avian Physiology.



Dr. Abubkr Ahmed Elhadi Abdelraheem

Country: Sudan

Specialization: Accounting and Finance.

Dr. Laxman Khanal

Country: Nepal

Specialization: Anatomy, Histology.

Home (<https://www.journalijar.com/>)

| Covering Letter Template (https://journalijar.com/wp-content/uploads/2014/01/covering_letter1.docx)

| Article Template (<https://www.journalijar.com/wp-content/uploads/2016/08/Template-IJAR.docx>)

| Cover Page of Journal (<https://journalijar.com/cover-page>)

| Online Thesis Form (<https://journalijar.com/wp-content/uploads/2014/05/Online-Thesis-Form.docx>)

| Contact Us (<https://www.journalijar.com/contact-us/>)



(<https://www.facebook.com/journalijar>)



(<http://uk.linkedin.com/pub/international-journal-of-advanced-research/8a/b31/9/>)



(<https://twitter.com/JOURNALIJAR>)







Journal Homepage: - www.journalijar.com
**INTERNATIONAL JOURNAL OF
 ADVANCED RESEARCH (IJAR)**

Article DOI: 10.21474/IJAR01/9994
 DOI URL: <http://dx.doi.org/10.21474/IJAR01/9994>



RESEARCH ARTICLE

THE IMPLEMENTATION OF FUZZY FAILURE MODE AND EFFECT ANALYSIS (FFMEA) IN REDUCING THE RISK OF RUBBER AUTOMOTIVE SPARE PARTS.

D A Marizka¹, Y Arkeman², S Raharja², H Hardjomidjojo² and O Suparno².

1. Politeknik STMI-Ministry of Industry, Jakarta.
2. Department of Agroindustrial Technology, Faculty of Agricultural Technology, Bogor Agricultural University, Dramaga, Bogor 16680, Indonesia.

Manuscript Info

Manuscript History

Received: 05 September 2019
 Final Accepted: 07 October 2019
 Published: November 2019

Key words:-

Fuzzy Failure Mode Effect Analysis, SMEs, rubber seal, Fuzzy Risk Priority Number.

Abstract

Reducing a risk cannot be separated from the implementation of an integrated production systems quality control, so that, the output is marketable. Hence, the implementation of Fuzzy Failure Mode and Effect Analysis (FFMEA) will generate many problems especially in terms of increasing the cost, time and work as existences of the problems in the implementation of FFMEA in reduced the risk. Rubber automotive SME's needs to apply a method of FFMEA that is easy to apply and give good results to reduce and prevents the occurrence of such damage. Furthermore, to explore the impact of the implementation FFMEA in quality control and reducing production risk of SMEs, a total of 8 rubber automotive spare parts companies in Bandung, West Java, Indonesia. It found, that in Indonesian SMEs, the implementation of FFMEA is not an easy task to give good results. Some problems faced by SME's are still high damage on Rubber Seal production process. The results of the discussion show that the biggest problem experienced by the injection forming process section because it has the highest Fuzzy Risk Priority number (FRPN) value of 717. This method has advantages, which can prevent or detect earlier from the damage experienced and can determine which type of damage should be prioritized to be given the solution gradually.

Copy Right, IJAR, 2019,. All rights reserved.

Introduction:-

In the era of globalization, all industrial sectors and organizations collaborate to achieve competitive advantage. For that one thing to do is improve the quality of the products. Currently there are many ways and methods that can be used to improve a products quality, one of which is Failure Mode and Effect Analysis (FMEA) and the use of fuzzy logic. FMEA is a systematic method of identifying and preventing problems that occur in products and processes [11]. PT CDM is one of manufacturing SMEs in Bandung, West Java that produces Rubber Seal. In this study investigated is the damage that often occurs in every process.

This structured method provides essential information for predicting reliability and design of a product or process. FMEA is a reliability analysis technique that tries to identify the failures affecting on the functionality of a system in its defined range. Fuzzy logic is a technique to perform and manipulate uncertainty information [15]. Fuzzy logic is one of method for representing uncertain system analysis [9]. The Fuzzy FMEA (FFMEA) can determine the Risk

Corresponding Author:- Dewi Auditiya Marizka.

Address:- Politeknik STMI-Ministry of Industry, Jakarta.

Priority Number value of the failures which solution should be prioritized for the production process to minimize the occurrence of production failures. Therefore The SMEs needs to apply this method in order to improve the quality of its production so as to satisfy consumers A failure cause is a weakness of failure result. The wind turbine systems have some Typical causes of failures are: connection failure, using incorrect material, corrosion, poor welding, error systems in assembly and calibration, icing, maintenance fault, forming of cracks, being out of balance, over stressing, overheating, and etc [4].

Visual inspection, oil analysis and ultrasonic testing for online condition monitoring techniques are to detect FMEA [12], and time-based preventive maintenance actions. Their definitive impact should be controlled by a cross-useful group which is typically shaped by pro from different capacities (e.g., plan, activity, upkeep, and power creation) for distinguished disappointment and mode. As the after effect of disappointment mode, a disappointment impact is characterized on the capacity of the framework as seen by the client. A portion of the impacts of a disappointment in elastic extra parts are loss of power generation, poor power quality to the network, and a noteworthy capable of being heard noise. Likewise, the impacts of a disappointment in one part can be the reason for a disappointment mode in another segment.

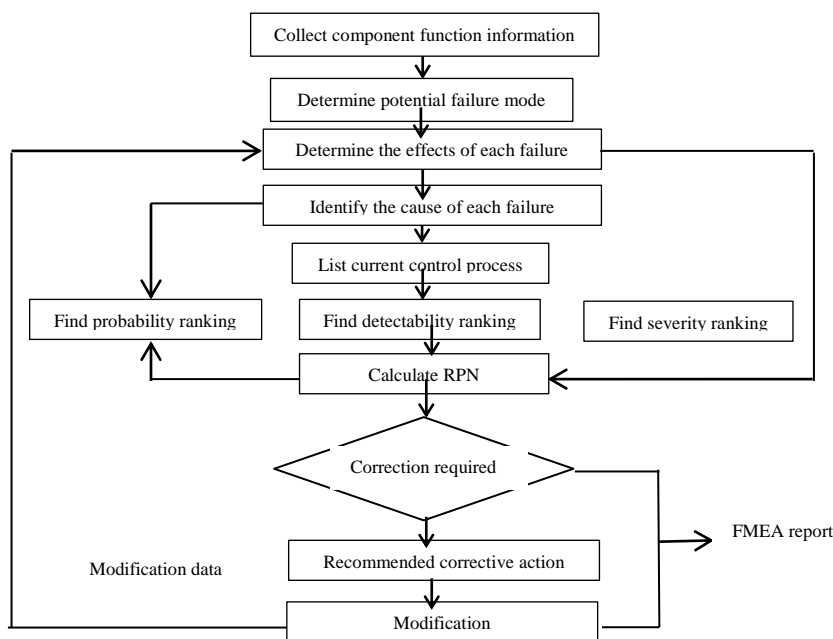


Figure 1:-The FMEA technique

The procedure for completing a FMEA can be separated into a few stages as appeared in Fig. 1[14]. Essentially, every disappointment mode in the FMEA strategy is assessed by three factors as severity (S), occurrence (O), and detection (D). A number somewhere in the range of 1 and 10 (with 1 being the best and 10 being the most pessimistic scenario) is given for every one of the three components, and a Risk-Priority Number (RPN) is acquired, which is $RPN = SOD$. The RPN esteem causes the FMEA group to recognize the segments or subsystems that require the need activities for development. Contingent upon the breeze cultivate director's choice, diverse criteria are utilized to trigger the enhancement activities. For example, activity could be required if the general RPN surpasses a predefined limit, or for the most astounding RPN paying little heed to an edge. At long last, at the last advance, some equipment, programming or structure alterations are made in the framework to limit the disappointment impacts. Despite the fact that FMEA is likely well known instrument for dependability and disappointment mode examination in wind turbine frameworks, a few impediments are related with its execution in seaward wind ranches:

The disappointment information assembled from monitors, vibration sensors, and the SCADA system is frequently absent or inconsistent. Subsequently, the evaluation data of three risk factors (severity, occurrence, and detection) is for the most part dependent on specialists' information and ability;

Contrasting and coastal breeze control, the historical backdrop of offshore wind turbine systems is genuinely later. Subsequently, it is troublesome or even unthinkable for specialists to absolutely assess the three hazard factors S, O and D. The risk factors are frequently communicated semantically (such as 'likely', 'important', 'very high' and etc);

In the conventional FMEA technique, the three risk factors are accepted to have a similar significance [2]. Be that as it may, it is seen that numerous O&M specialists give more inclination to the 'blame identification' factor. Along these lines, the consequences of the conventional FMEA strategy may not really speak to the genuine hazard needs in offshore wind turbine systems, and this can involve a misuse of assets and time. To defeat the above downsides and enhance the viability of the conventional FMEA technique, we build up a fuzzy-FMEA approach to determine with decide the impacts of disappointment on failure on offshore rubber seal. For the first, a fuzzy inference approach is considered to perform the evaluation data utilizing etymological terms. At that point, by utilizing the weight vector of three risk factors, a grey hypothesis investigation is proposed to rank the failures modes. As far as anyone is concerned, this paper is the main endeavor to make the customary FMEA methodology increasingly for offshore wind turbine systems, particularly when the failure information is inaccessible or questionable. The rest of this paper is organized as follows. In Section 2, we give a brief overview of FMEA methodology so as to set the background for the main contribution of the paper. Section 3 describes the rubber seal process considered in this paper. In section 4, the proposed fuzzy approach which utilizes the fuzzy IF-THEN rules and grey relation analysis. Finally, in section 5, the results obtained from the proposed approach are compared with the traditional FMEA.

Methods:-

Fuzzy Methodology

The fuzzy set hypothesis proposed by Zadeh (1965) which is a vital idea to manage vulnerability based data. The parameters for example Severity (S), Occurrence (O) and Detection (D) which are utilized in FMEA are fuzzified utilizing suitable enrollment capacities [7]. Fuzzy system is an information based system which is developed from ability and involvement as fuzzy IF-THEN standards [19]. Through building learning based model, master information and judgment can be used to make the FMEA evaluation strategy increasingly sensible and advantageous. The fluffy end is then defuzzified to get hazard need number. The fundamental parts related with fuzzy are:

1. Fuzzification
2. Fuzzy rule base
3. Defuzzification.

Fuzzification

Fuzzification alludes to change of crisp as inputs to an enrollment degree which communicates how well the information has a place with the phonetically characterized terms (Rajiv Kumar Sharma 2005). Experts judgement and experience can be used for define degree of membership function for a particular variable. Amid fuzzification, a fuzzy logic controller gets input information, otherwise called the fuzzy variable, and breaks down it as indicated by client characterized outlines called membership function

Fuzzy rule base

The standard base depicts the criticality level of the system for every mix of input variables. Regularly communicated in 'If Then', they are defined in semantic terms utilizing two approaches (i) Expert information and attitude (ii) Fuzzy model of the procedure [20]. Experts judgement and experience can be used for define degree of membership function for a particular variable.

Defuzzification

The defuzzification process analyzes the majority of the standard results after they have been legitimately included and afterward figures an esteem that will be the last yield of the fluffy controller. Amid defuzzification, the controller changes over the fuzzy output into a genuine information esteem [16]

The Capability Process

The Capability process shows the range of a process variation or a quantity that shows the ability of production equipment to produce product specifications. Measurement of process capability is carried out after the process is considered to have been controlled, in other words the variations that occur are only due to natural factors. Process capability shows how far a process is able to meet the desired specifications. The Cpk value 1.34 based on the

product classification value C_p , the process capability value is good, process results are the products that meet specifications, but still have defective products.

Fuzzy FMEA Input Variable Value

Inputs used in fuzzy logic are severity, occurrence, and detection indexes which are categorized into 5 levels of number importance. Category for the Severity (S) input variable, Occurrence (O), and Detection (D) are found in table 1.

Table 1:-Crisp Number Index Category Severity, Occurrence, Detection

Categories	Curve type	Parameter
VL	Trapezoid	[0 0 1 2.5]
L	Triangle	[1 2.5 4.5]
M	Trapezoid	[2.5 4.5 5.5 7.5]
H	Triangle	[5.5 7.5 9]
VH	Trapezoid	[7.5 9 10 10]

Source: Puente, 2002

Associated with a is o. Notation $A = \{x | P(x)\}$ indicates that A contains item x with P(x) correct. If XA is a characteristic function of A and property P, then it can be said that P(x) is correct, if and only if $XA(x) = 1$. If in the set of crisp, the membership value is only two possibilities, namely 0 and 1, in the fuzzy set the membership value lies in the range 0 and 1. If x has a fuzzy membership value $\mu_A[x] = 0$, it means that x is not a member of the set. Similarly if x has a fuzzy membership value $\mu_A[x] = 1$, it means that x becomes a full member of the set A.

Table 2:-Crisp Number Index Category Severity, Occurrence, Detection

S	O	D	Categories
1	1	1	VL
2.3	2.3	2.3	L
4.5.6	4.5.6	4.5.6	M
7.8	7.8	7.8	H
9.10	9.10	9.10	VH

Source: Puente, 2002

For membership function parameters and curve types, the output variables are in table 3 below.

Table 3:-Parameter of output variable membership function

Categories	Class Interval FRPN
VL	1-49
VL-L	50-99
L	100-149
L-M	150-249
M	250-349
M-H	350-449
H	450-599
H-VH	600-799
VH	800-1000

Source: Puente, 2002

The object of this research is the Rubber Seal problems that is the cause of production failure from production process in the manufacture components. Based on data defects that occur during the observation period. As for the types of defects that often occur in the injection process. FMEA use several stages for problem analysis:

1. Determine the potential failure mode in each process.
2. Identify processes that have the potential to fail to meet process or design requirements.
3. Identification of failure effects.
4. Identify the effects of failure on both internal and external customers. Identify the effects that occur from each process and its impact on the next process.

5. Determine the severity value.
6. Determine severity value based on the effect / effect of failure.
7. Identify the causes of failure based on priority ranking of existing problems so that later it will be easier to solve problems. The FRPN category can be seen in table 3.

Table 3:-Parameter of Output Variable Membership Function

Categories	Curve Types	Parameter
VL	Trapezoid	[0 0 25 75]
VL-L	Triangle	[25 75 125]
L	Triangle	[75 125 200]
L-M	Triangle	[125 200 300]
M	Triangle	[200 300 400]
M-H	Triangle	[300 400 500]
H	Triangle	[400 500 700]
H-VH	Triangle	[500 700 900]
VH	Trapezoid	[700 900 1000 1000]

Source: Puente, 2002

Identify potential causes for each process failure by using a causal diagram. The causal diagram is a diagram that shows the relationship between cause and effect. The diagram is used to determine the consequences of a problem for further corrective action. This diagram is also called the fishbone / Ishikawa diagram.

1. Determine the value of occurrence.
2. Determine the value of how often the cause of failure occurs.
3. Identify process control.
4. Identifying control methods that can prevent the occurrence of potential failure / cause or detect the occurrence of failure / cause.
5. Determine the detection value.
6. Determine the value of the system's ability to detect failure.
7. Calculate the RPN value. RPN is a number that states the priority scale for quality risk that is used for guidance in making improvement plans. The RPN value is obtained from the multiplication result between severity x occurrence x detection.
8. Perform the fuzzification process. That is a process that converts the crisp input in the form of severity, occurrence, and detectability to fuzzy input in the linguistic form of the variable with the membership value using the Mamdani method. After that, we can find out the fuzzy output in the form of fuzzy risk priority number (FRPN).
9. Determine ratings and categories based on FRPN values. That is to determine the ranking of the FRPN and its categories to find out which areas need to be prioritized for attention so that an improvement plan can be made.

Results and Discussion:-

The rubber seal process through several stages that are interconnected between one to the next process. The process are incoming material, bending, spot welding, spring frame , injection foaming, trimming, grinding, sanding, bonding, finishing and visual processes inspection and packing. The complete process of Rubber Seal can be seen in the following table 4:

Table 4:-The Rubber Seal process

No	Code	Next opr.	Process	Facility
1	2	3	4	5
1	IQQ1	O-1	inspection material (insert frame)	Scales, ruler, calipers
2	O-1	O-2	bending	Bending machine
3	IQQ2	O-2	inspection material (insert holder)	calipers
4	IQQ3	O-3	inspection material (spring upper)	calipers
5	IQQ4	O-4	inspection material (MDI)	Manual
6	IQQ5	O-4	inspection material (poly ol)	Manual
7	IQQ6	O-8	inspection material (paper washer)	Ruler
8	IQQ7	OI-2	inspection material (carton box)	Ruler

12	O-2	O-3	spot welding	Welding, jigspot machine
13	O-3	O-4	spring frame	spring machine
14	O-4	OI-1	forming injection	PU injection machine, mold
15	OI-1	O-5	trimming contact piece	cutter
16	O-5	O-6	grinding	Grinding machine
17	O-6	O-7	sanding	sandpaper
18	O-7	O-9	bonding	putty, sandpaper
21	OI-2	WH	visual inspection and packing	cutter

Source:PT CDM

The quality control activities at PT CDM are carried out on the entire system, starting from the receipt of customer requests and the implementation of the production process, incoming material, until the response is made if there is a complaint from the customer for the products.

The following table is the foaming injection defects:

Table 5:-The Injection Foaming defects

days	Products (units)	Defects (units)	days	Products (units)	Defects (units)	days	Products (units)	Defects (units)
1	173	2	9	152	0	17	157	6
2	164	4	10	68	0	18	178	5
3	174	1	11	163	4	19	158	8
4	185	0	12	154	7	20	180	2
5	158	0	13	152	1	21	160	6
6	176	3	14	138	1	22	166	5
7	169	1	15	180	4	23	147	3
8	172	4	16	175	1	24	184	0
						25	179	7
						Σ	4062	75

The Pareto

The Pareto diagram is used to identify or defect type of injection processing, and also to identify or select the main problem (type of defect) that occurs in the injection foaming process. The data regarding of number and defects product type can be seen in table 6. The next Pareto diagram is as follows:

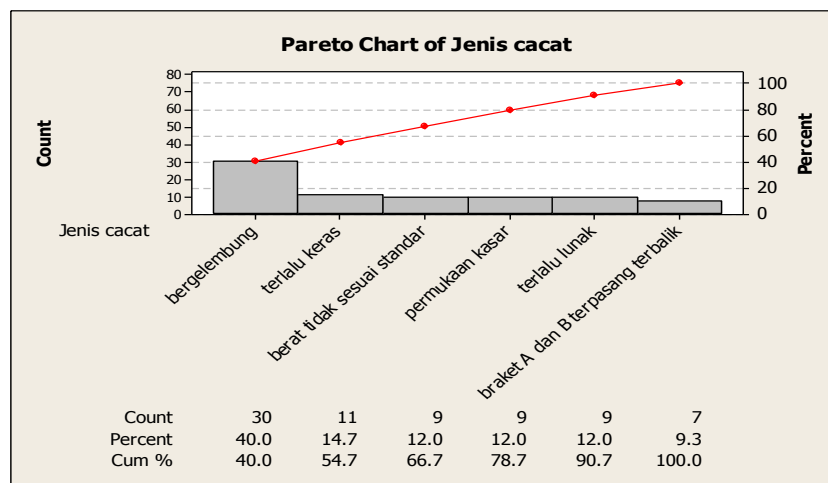


Figure 2:-The Pareto diagram injection foaming defects

The P Control Chart

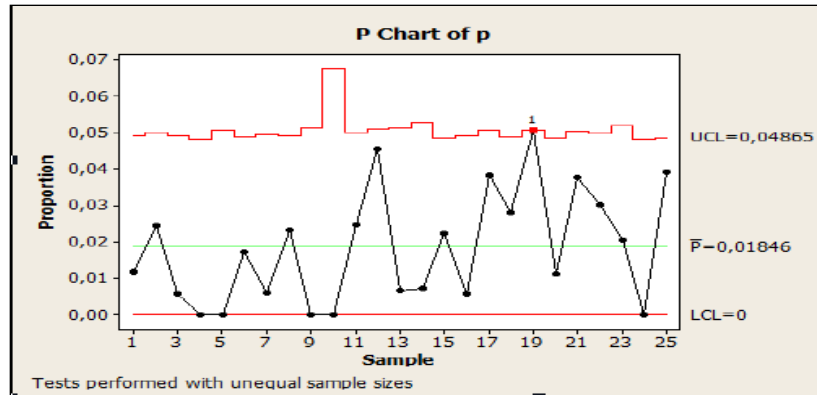


Figure 3:-The Injection foaming P control Chart

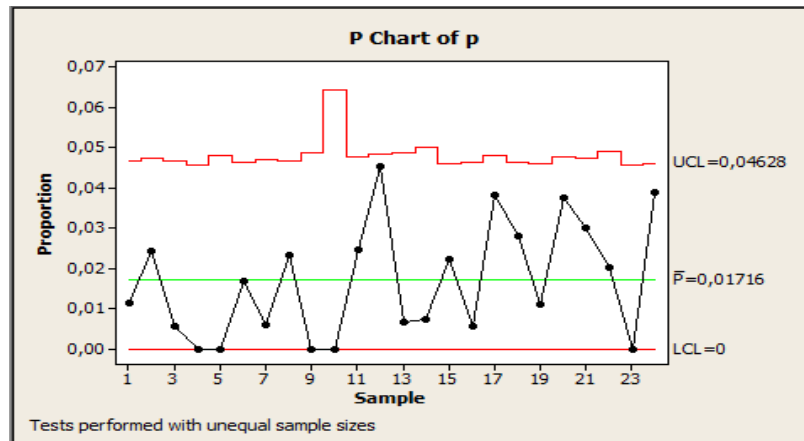


Figure 4:-The Injection foaming P control chart (proposed)

Table 6:-The cummulative of defects

Defects	Quantity	(%)	cum (%)
Excess rubber	30	0.40	0.40
Broken parts	11	0.15	0.55
Thick flash	9	0.12	0.67
cracks	9	0.12	0.79
nonstandard weight	9	0.12	0.91
missmatch	7	0.09	1.00
Total	75		

The table of defects results from injection process can be explained the types and the number of defects, then can be made by pareto diagrams that determine the type of defects that often occur and must be resolved in the data processing section of the injection foaming is as follows:

Defects	weeks				Total (units)
	I	II	III	IV	
Excess rubber	4	6	11	9	30
Broken parts	2	2	3	2	9
Thick flash	1	2	4	4	11
cracks	1	2	3	3	9
nonstandard weight	1	2	3	3	9
missmatch	2	2	1	2	7

Total	11	16	25	23	75
--------------	----	----	----	----	----

Table 7:-The types of defects**The Capability Process**

The Capability process shows the range of a process variation or a quantity that shows the ability of production equipment to produce product specifications. Measurement of process capability is carried out after the process is considered to have been controlled, in other words the variations that occur are only due to natural factors. Process capability shows how far a process is able to meet the desired specifications. The Cpk value 1.34 based on the product classification value Cp, the process capability value is good, process results are the products that meet specifications, but still have defective products.

Table 8:-The RPN Value

No	Products Characteristics	S	O	D	RPN	Cat.	Rank
1	Incoming Material						
	Material according to customer (spec dimensions, colour, appear.)	8	1	5	40	VL	4
			1		40	VL	4
2	Bending						
	Result of bending acc. to drawing	8	1	5	40	VL	4
			1	5	40	VL	4
			1	5	40	VL	4
3	Spot Welding						
	Holder position is attached acc. to drawing	8	1	7	56	VL – L	3
	Holdings must be completed	5	1	7	35	VL	4
4	Injection foaming						
	Perfect mixing material (colour and hardness according to standards)	8	2	8	128	L	2
	Smooth injection surface	1	8		64	VL – L	3
	Injection results are not bubbly	7	2	7	98	VL – L	3
		2	7		98	VL – L	3
	Weight according to standards	4	7		196	L – M	1
	Match	7	2	8	112	L	2
		8	1	4	32	VL	4
		8	1	7	56	VL – L	3
	Finishing						
5	Trimming Contac Piece						
	Trimming contact piece results must be clean	2	2	8	32	VL	4
6	Grinding						
	Grinding results are not overcut	2	2	8	32	VL	4
	Grinding results are flat	2	1	8	16	VL	4
7	Sanding						
	Sanding results must be smooth	2	2	8	32	VL	4
			2	8	32	VL	4
8	Bonding						
	Bounding results flat and neat	2	1	8	16	VL	4

		2	8	32	VL	4
9	Visual Inspection and Packing					
	Trimming contact piece in clean condition	2	2	8	32	VL
	Smooth sanding	2	2	8	32	VL
	Bounding conditions flat and neat	2	2	8	32	VL
	Packing according to standards	2	2	8	32	VL
	Outgoing Inspection					
	The shaft hole area must be clean	2	2	8	32	VL
	Flat surface	2	2	8	32	VL
	Trimming contact piece clean	2	2	8	32	VL
	Smooth Sanding	2	2	8	32	VL
	Bounding flat and neat	2	2	8	32	VL
	Packing according to standard	2	2	8	32	VL

In table 8, it can be seen that the highest category is Low moderate (L-M), therefore this category is ranked 1st. Furthermore, for the low category, VL-L and Very low (VL) were ranked 2.3 and 4.

Determination of Ratings and Categories Based on FRPN Values

Ranking and categories based on FRPN values obtained from the fuzzification process can be seen in table 9 below.

Table 9:-The FRPN Value

No	Products Characteristics	S	O	D	RPN	Category	Rank	
1	Incoming Material Material acc. to customer (spec dimensions, colour, appear.)	8	1	5	671	H-VH	2	
			1		671	H-VH	2	
2	Bending Result of bending acc. to draw.)	8	1	5	671	H-VH	2	
			1	5	671	H-VH	2	
			1	5	671	H-VH	2	
3	Spot Welding Holder position is attached acc to drawing Holdings must be completed	8	1	7	717	H-VH	2	
			5	1	7	371	H-VH	2
4	Injection foaming Perfect mixing material (colour and hardness acc. to standards) Smooth injection surface Injection results are not bubbly Weight according to standards match	8	2	8	128	VH	1	
			7	1	8	64	H-VH	2
			7	2	7	98	H-VH	2
			8	2	7	98	H-VH	2
			8	4	7	196	L – M	4
			2	8	112	H-VH	2	
			1	4	32	H-VH	2	
1	7	56	H-VH	2				
5	Finishing Trimming Contac Piece Trimming contact piece results must be clean							

		2	2	8	229	L-M	4
6	Grinding Grinding results are not overcut Grinding results are flat	2	2	8	229	L-M	4
		2	1	8	173	L-M	
7	Sanding Sanding results must be smooth	2	2	8	229	L-M	4
			2	8	173	L-M	4
8	Bonding Banding results must be flat and neat	2	1	8	173	L-M	4
			2	8	229	L-M	4
9	Visual Inspection and Packing Trimming contact piece in clean condition Smooth sanding Banding conditions flat and neat Packing acc. to standards Outgoing Inspection The shaft hole area must be clean Flat surface Trimming contact piece is clean Smooth Sanding Banding flat and neat Packing according to standard						
		2	2	8	229	L-M	4
		2	2	8	229	L-M	4
		2	2	8	229	L-M	4
		2	2	8	229	L-M	4
		2	2	8	371	L-M	4
		2	2	8	229	L-M	4
		2	2	8	229	L-M	4
		2	2	8	229	L-M	4
		2	2	8	371	M-H	3
2	2	8	229	L-M	4		

Based on Table 9, there is a difference between values, categories and ratings between RPN and FRPN. This is due to calculations using RPN only done by multiplying S, O, and D only and not paying attention to the degree of importance of each input. While the FRPN value obtained from the fuzzification results, produces a value by paying attention to the degree of importance of each given input. The fuzzification calculation process has included rules that prioritize handling more problems to the cause of the defects that occur. Whereas in the RPN calculation, the RPN value is generated only by multiplying the S, O, and D values only, causing the calculation with RPN to be less accurate and different

Conclusion:-

Based on data processing and problem analysis it can be seen that:

1. The process capability of the Rubber Seal manufacturing process is 1.34 in the good category
2. The defect categories that often arise are bubbly defects with a percentage of 40%.
3. There are differences in rank between RPN and FRPN. This is because the FRPN obtained from fuzzification results in the value of each input given.
4. The highest value of RPN calculations is found in each type of failure, which causes difficulties to determine the type of failure to be repaired. The highest rating value of Fuzzy Risk Priority Number (FRPN) is found in the Injection Forming process. So the plan to do the improvement plan is for the Injection Foaming process because it is the highest ranking of FRPN.

References:-

1. Besterfield, Dale. 2006. Total Quality Mangement. New Jersey: Prentice Hal.
2. Braglia, M. (2000) MAFMA:multi-attribute failure mode analysis. Emerald insight: University of Pisa, Italy
3. Chrysler LLC. 2008. Potential Failure Mode And Effects Analysis. Ford Motor Company, General Motors Corporation.
4. F. Dinmohammadi, M. Shafiee. 2013. A Fuzzy-FMEA Risk Assessment Approach for Offshore Wind Turbines., International Journal of Prognostics and Health Management, ISSN 2153-2648.
5. Feigenbaum, Armand V. 1996. Kendali Mutu Terpadu. Edisi Ketiga Jilid 1. Jakarta: Erlangga.
6. Gazpersz, Vincent. 1998. Statistical Process Control: Penerapan Teknik-Teknik Statistik Dalam Manajemen Bisnis Total. Jakarta: Gramedia Pustaka Utama.
7. Gazpersz, Vincent. 2002. Total Quality Management. Jakarta: Gramedia Pustaka Utama.
8. Gazpersz, Vincent. 2003. Metode Analisa Untuk Peningkatan Kualitas. Jakarta: Gramedia Pustaka Utama.
9. Kusumadewi, Sri., Purnomo, Hari. 2002. Analisis & Desain Fuzzy Menggunakan Tool. Box Matlab. Yogyakarta: Graha Ilmu.
10. Kusumadewi, Sri., Purnomo, Hari. 2010. Aplikasi Logika Fuzzy untuk Pendukung Keputusan. Edisi Kedua Cetakan Pertama. Yogyakarta: Graha Ilmu.
11. McDermott., E, Robin. 2009. The Basic of FMEA. Edisi 2. USA : CRC Press.
12. P. G. Márquez, A. M. Tobias, J. M. P. Pérez and M. Papaelias, "Condition Monitoring of Wind Turbines: Techniques and Methods," Renewable Energy, Vol. 46, 2012, pp. 169-178. <http://dx.doi.org/10.1016/j.renene.2012.03.003>
13. Pande, Peter S., dkk. 2002. The Six Sigma Way. Edisi 1. Yogyakarta: Andi.
14. Pillay, A. and Wang, J. (2003) Modified Failure Mode and Effects Analysis Using Approximate Reasoning. Reliability Engineering & System Safety, 79, 69-85. [http://dx.doi.org/10.1016/S0951-8320\(02\)00179-5](http://dx.doi.org/10.1016/S0951-8320(02)00179-5)
15. Puente, Javier. 2002. Artificial Intelligence Tools for Applying Failure Mode and Effect Analysis (FMEA). Spain: Universidad de Oviedo.
16. RK Sharma, D Kumar, P Kumar - International Journal of Quality & Reliability ..., 2005 Systematic failure mode effect analysis (FMEA) using fuzzy linguistic modelling
17. S. Zilberstein, "Using Anytime Algorithms in Intelligent systems", AI Magazine, 17(3), 1996, pp. 73-83.
18. Suryana, Irene. 2010. Penerapan Fuzzy FMEA, MAFMA dan Fuzzy AHP pada Perbaikan Proses Produksi Ban Radial di PT Bridgestone Tire Indonesia. Jakarta: Universitas Trisakti.
19. Tay, K.M and Lim. 2006. Fuzzy FMEA with a guided rules reduction system for prioritization of failures., School of Electrical and Electronic Engineering, University of Science Malaysia, Penang, Malaysia : Emerald insight
20. Zimmermann, H-J.. 1996. Fuzzy Set Theory and Its Application, 4th edition, Springer Science Business Media.

CALL FOR PAPERS

Vol. 11, Issue 05, May 23
Paper Submission: 15 May 2023
Author Notification: 7 to 10 days
Journal Publication: 30 May 2023

[Submit Article](#)

[Forthcoming Articles](#)

[SPECIAL ISSUE](#)

LIFE SCIENCES

Agricultural
Biological Sciences
Biotechnology
Biochemistry
Genetics

[more...](#)

HEALTH SCIENCE

Medicine and Dentistry
Nursing and Health Professions
Pharmacology and Toxicology
Pharmaceutical Science
Veterinary Science

[more...](#)

PHYSICAL, CHEMICAL SCIENCES AND ENGINEERING

Physics and Mathematics
Chemistry
Computer Science
Earth and Planetary Science
Engineering

[more...](#)

SOCIAL SCIENCE AND HUMANITIES

Arts and Humanities
Economics and Education
Business Management
Management
Accounting
Sociology

[more...](#)

INFORMATION FOR AUTHORS

Articles in Press
Anti-Plagiarism Policy
Publish Your Thesis in IJAR
Indexing of Journal
CrossRef
Call for papers

IJAR DOWNLOADS

Covering Letter Template
Article Template
Cover Page of Journal
Online Thesis Form

AUTHORS MENU

[Submit Your Paper Online](#)
[Check your Article Status](#)
[Download Invoice for Paper](#)
[Download your Certificate](#)
[Certificate Sample](#)

E-JOURNAL DOWNLOADS

[March 2017](#)
[Previous Issues](#)

About The Journal

International Journal of Advanced Research (IJAR) is a CrossRef Linked journal. Provides permanent DOI to every Published Article and the metadata is regularly submitted to different indexing engines. The IJAR is has got h-index of 31 and i10-index of 308 as per Google Citation Report.

International Journal of Advanced Research (IJAR) seeks Review articles, Case reports and original contributions from all areas of:

Life Sciences:

Agricultural, Biological Sciences, Biotechnology, Biochemistry, Genetics, Molecular Biology, Environmental Science, Ecology, Archaeology, Biodiversity and Conservation, Entomology, Limnology, Ichthyology, Malacology, Immunology and Microbiology, Neuroscience, Marine Biology.

Health Science:

Medicine and Dentistry, nursing and health professions, Pharmacology and Toxicology, Pharmaceutical Science, Veterinary Science, Veterinary Medicine.

Physical and Chemical Science:

Chemical Engineering, Chemistry, Computer Science, Earth and Planetary Science, Energy, Mathematics, Physics and Astronomy, Engineering, Material Science, Statistics, Law, Commerce.

Engineering:

Aeronautical Engineering, Aerospace Engineering, Automobile Engineering, Agricultural Engineering, Bio Medical Engineering, Ceramic Technology, Chemical Engineering, Civil Engineering, Computer Science & Engineering, Earthquake Engineering, Electrical Engineering, Engineering Chemistry, Engineering Management, Engineering Mathematics, Engineering Physics, Engineering Sciences, Environmental Engineering, Fire Engineering, Genetic Engineering, Industrial Engineering, Information Technology, Instrumentation Engineering, Manufacturing Engineering, Marine Engineering, Material Engineering, Mechanical Engineering, Metallurgical Engineering, Mining Engineering, Natural Sciences, Humanities Network Engineering, Nuclear Engineering, Ocean Engineering, Petroleum Engineering, Polymer Engineering, Production Engineering, Safety Engineering, Software Engineering, Structural Engineering, Systems Engineering, Transportation Engineering, Telecommunication Engineering, Textile Engineering, Electronics & Communications Engineering, Cloud Computing, Big Data, Big Data Analytics, Data Science, IoT, Artificial Intelligence, Six Sigma, Embedded Systems, Robotics, Compiler Designs, High Performance Computing, Machine Learning, Neuron Networks, Blockchain, Design and Manufacturing, Fluid Mechanics, Cyber Security, Data Analytics, Bio Mechanics, 3D Object Modelling Security, Privacy and Automation, Applied Electromagnetics & RF Circuits, Computer Vision Control Systems, Embedded Systems, ECE Education Research, Integrated Circuits and VLSI, MEMS and Microsystems, Network, Communication and Information Systems, Optics & Photonics, Plasma Science & Engineering, Power & Energy, Quantum Science & Technology, Robotics & Autonomous Systems, Signal & Image Processing and Machine Learning, Solid-State Devices & Nanotechnology, Bluetooth, Fibre Optic Communication, Embedded Systems, Nanoelectronics, VLSI, OLED/Organic Light Emitting Diode), Zigbee Technology, Human Area Network, GPRS, HSPA.

Social Science and Humanities:

Arts and Humanities, Business Management, Hotel Management, Management, Tourism, Accounting, Decision Science, Education, Economics, Law, Finance, Psychology, Political Science, Physical Education, English Literature, Social Work and History.

The Journal invites original **Research Papers**, **Review articles**, **Technical or Case reports** and **Short communications** that are not published or not being considered for publication.

Impact Factor: 7.337
IC Value 94.33

[Hard Copy](#)

TRACK YOUR ARTICLE

Enter Manuscript Number

Enter Email

[Submit](#)

Archives

- 2023 +
- 2022 +
- 2021 +
- 2020 +
- 2019 +
- 2018 +
- 2017 +
- 2016 +
- 2015 +
- 2014 +
- 2013 +

FOR ALL COMMUNICATION REGARDING HOW TO:

Publish a paper,
Status of paper,
Other general information.

E-MAIL US AT:

journaljar@gmail.com

CURRENT ISSUE



PREVIOUS ISSUES



Certificate Sample



Join as Reviewer

SEARCH BY

Enter title

Select Month

Select Year

Enter author name

[Search](#)

SUBSCRIPTION FOR IJAR MONTHLY ALERTS

Enter Your Name

Enter your email

Field of Interest

Add keyword of your field

[Subscribe](#)

STATISTIC OF IJAR

Articles Viewed: 3,453,719
Articles Downloaded: 980,334



REVIEWER'S REPORT

Manuscript No.: IJAR-29434

Date: 12th Nov 2019

Title: THE IMPLEMENTATION OF FUZZY FAILURE MODE AND EFFECT ANALYSIS (FFMEA) IN REDUCING THE RISK OF RUBBER AUTOMOTIVE SPARE PARTS

Recommendation:

- Accept as it is.....YES.....
Accept after minor revision.....
Accept after major revision
Do not accept (Reasons below)

Table with 5 columns: Rating, Excel., Good, Fair, Poor. Rows include Originality, Techn. Quality, Clarity, and Significance.

Reviewer Name: Dr. SANGEETA BAJPAI

Date: 12th Nov 2019

Reviewer's Decision about Paper: Recommended for Publication.

Comments (Use additional pages, if required)

Reviewer's Comment / Report

The introduction of the Manuscript is well coordinated with respect to the title of the Paper. The Results/ Outcome are satisfactory and compiled with conclusion. The author has significantly designed the work and the outcome is satisfactory.

The paper should be published as such in International Journal of Advanced Research.



ISSN 2320-5407

International Journal Of Advanced Research

www.journalijar.com

A CrossRef Indexed Journal

Impact Factor: 7.08
CrossRef DOI
10.21474/IJAR01

Certificate of Publication

This is Certify that

Prof./Dr./Mr./Miss *D A Marizka, Y Arkeman, S Raharja, H Hardjomidjojo and O Suparno* has contributed a paper as author / Co-author to title *THE IMPLEMENTATION OF FUZZY FAILURE MODE AND EFFECT ANALYSIS (FFMEA) IN REDUCING THE RISK OF RUBBER AUTOMOTIVE SPARE PARTS* and has got published in Vol *7*, Issue *11*, *November 2019*. The Editor in chief and the Editorial Board appreciate the intellectual contribution of the author / Co-author.




Editor Chief


Managing Editor



Publisher